



Eletta

Manually-operated covering system
for tipper bodies



marcolin®

ELETTA - Functional features

A patented covering system, designed for vehicles without space between the load body and the driver's cab. It is installed on the upper section of the cab guard and is ideally suitable for rear and three-way **tipper bodies**.

In our **Eletta** solution, the operating cable runs 23 mm below the top edge of the loading body. This reduces the possibility of damage of the cable during loading. The bows & tarp section is designed to protect the mechanical components and create a compact and strongly integrated covering system.

The **mechanical** section of the system includes, at the front, the **manually operated drive unit**, located on the left side of the cab guard. One articulated transmission shaft, adjustable to the required width, is used to transmit the rotation to the gearing unit on the opposite side. The side gearing units operate the **two cables** (one per side) used to open and close the covering of the load body.

Cable return pulleys are mounted on the rear sides of the swap body, complete with an adjustable cable tensioning system. The covering moves while the operator remains safely on the ground.

The **bows & tarp** section, provided pre-assembled, consists of a series of bows supporting the tarp, and connected by the tarp operating system.

The bows slide along the sides of the body on plastic pads, specifically designed to minimize friction and ensure a smooth and unimpeded movement, to prevent wear on the body and provide a long service life.

To protect the load from the weather and prevent losses during transport, the tarp can be integrated with side flaps to improve the tightness of the covering.

The **Eletta** cover can be integrated with a wide range of optional accessories for a variety of specific applications.



FIELDS OF APPLICATION



quarry /
building site



agriculture



environment

ROLL-UP METHOD



folding

OPERATION



manual

ELETTA - Technical characteristics

Bows & tarp

The tarp is supported by **bows** made with 25 mm dia. hot-dip galvanized steel tube. They are arched at heights of 300, 400, and 500 mm to meet the most various load requirements. The sliding pads at the ends of the bows are made of 30% glass fibre reinforced polyamide PA66. The tarp lifting system, available with 500, 600, 700, 800, and 900 mm modules, is made with electrogalvanized steel rods and 30% glass fibre reinforced polyamide PA66 hinge blocks.

The **tarp** is custom-made and fitted with reinforcements on the edges for the widest range of applications, based on the specific requirements of the vehicle. Available in green or black flame-retardant PVC mesh (350 g/sqm), in 100% waterproof coated PVC in a wide range of colours (650 g/sqm), in flame retardant PVC (weight 680 g/sqm). The select choice of fibres and the quality of the coating ensure a very high resistance to mechanical stresses, light, rain and snow, and all weather conditions in general.

Rear return units with tensioning system

These are located on the rear sides of the body. They consist mainly of a pulley with a diameter of 100 mm, and a support bracket for the correct return of the operation cable. The tension of the cable is adjusted using a screw that controls the position of the pulley, and therefore the tensioning force applied to the cable. All the components are made with electrogalvanized steel.

Double cable

The galvanized 6 mm dia. cable runs 23 mm below the top edge of the load body walls. This reduces the possibility of damage to the cable during loading.

Right side gearing unit

On the right side of the load body, the cable is pulled using a specially designed gearing unit, featuring 85 mm dia. gearing, which keeps the cable run below the top edge of the load body wall. All the components are made with electrogalvanized steel.

Protection guards

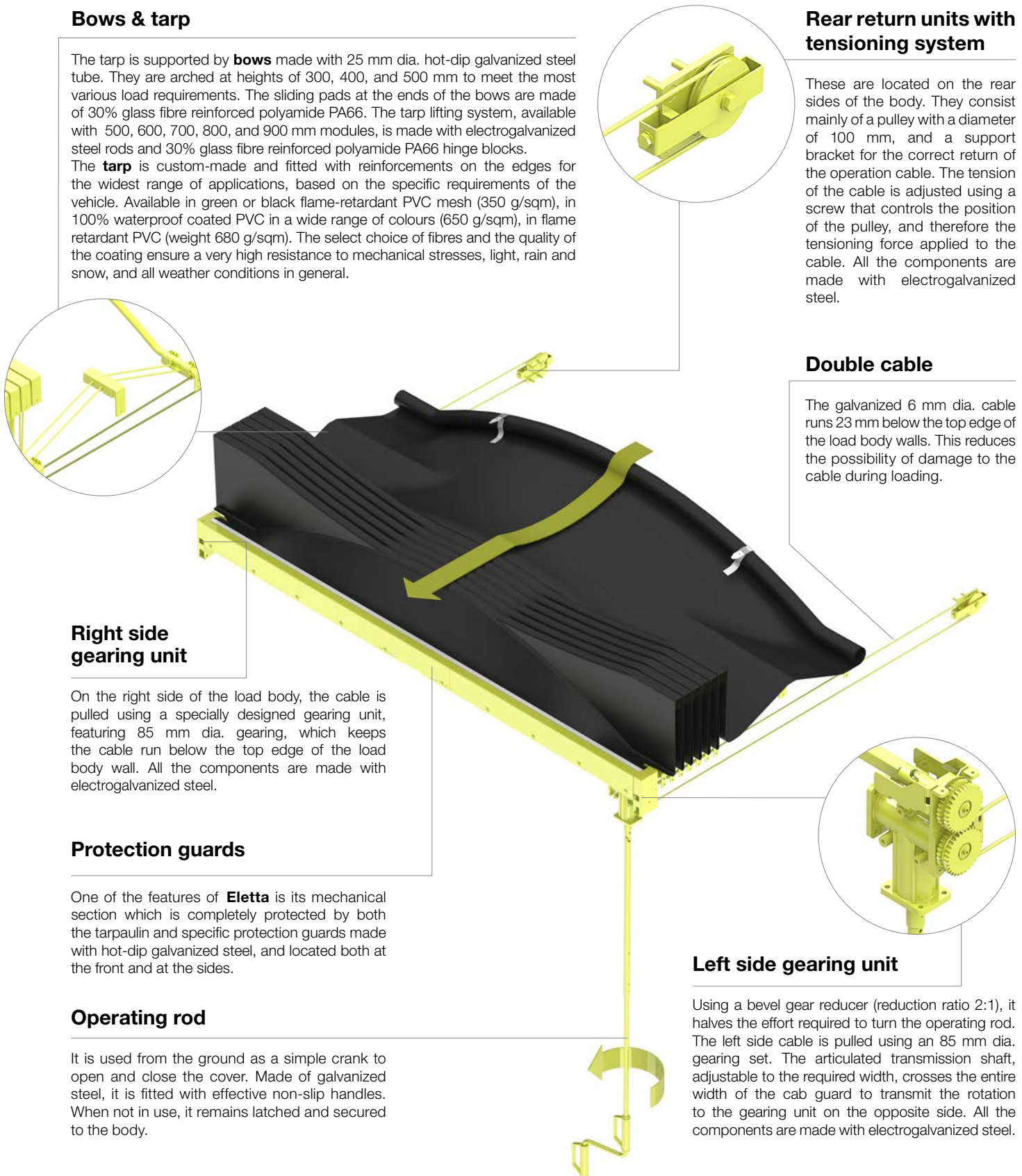
One of the features of **Eletta** is its mechanical section which is completely protected by both the tarpaulin and specific protection guards made with hot-dip galvanized steel, and located both at the front and at the sides.

Operating rod

It is used from the ground as a simple crank to open and close the cover. Made of galvanized steel, it is fitted with effective non-slip handles. When not in use, it remains latched and secured to the body.

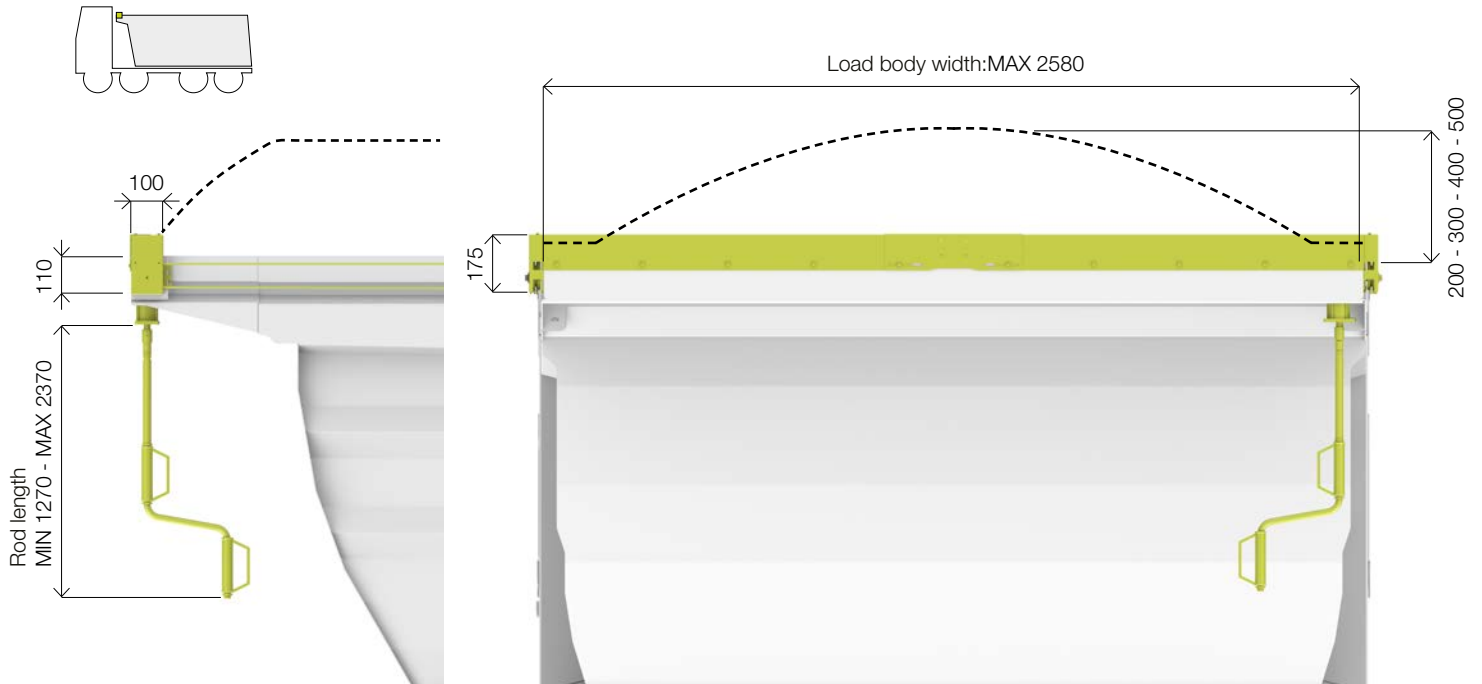
Left side gearing unit

Using a bevel gear reducer (reduction ratio 2:1), it halves the effort required to turn the operating rod. The left side cable is pulled using an 85 mm dia. gearing set. The articulated transmission shaft, adjustable to the required width, crosses the entire width of the cab guard to transmit the rotation to the gearing unit on the opposite side. All the components are made with electrogalvanized steel.

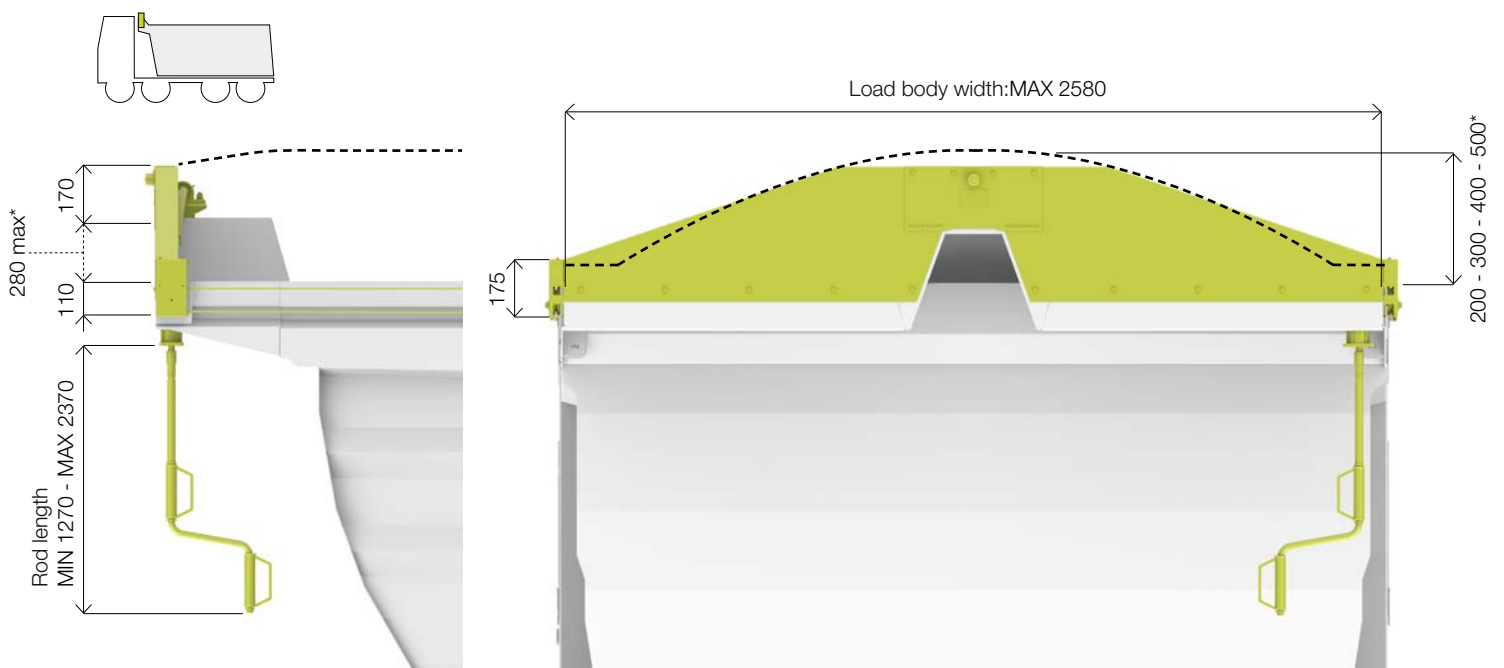


ELETTA - Dimensions

STANDARD ON BODY WITH RAISED CAB GUARD (CENTRE)



STANDARD ON BODY WITH RAISED CAB GUARD (CENTRE)

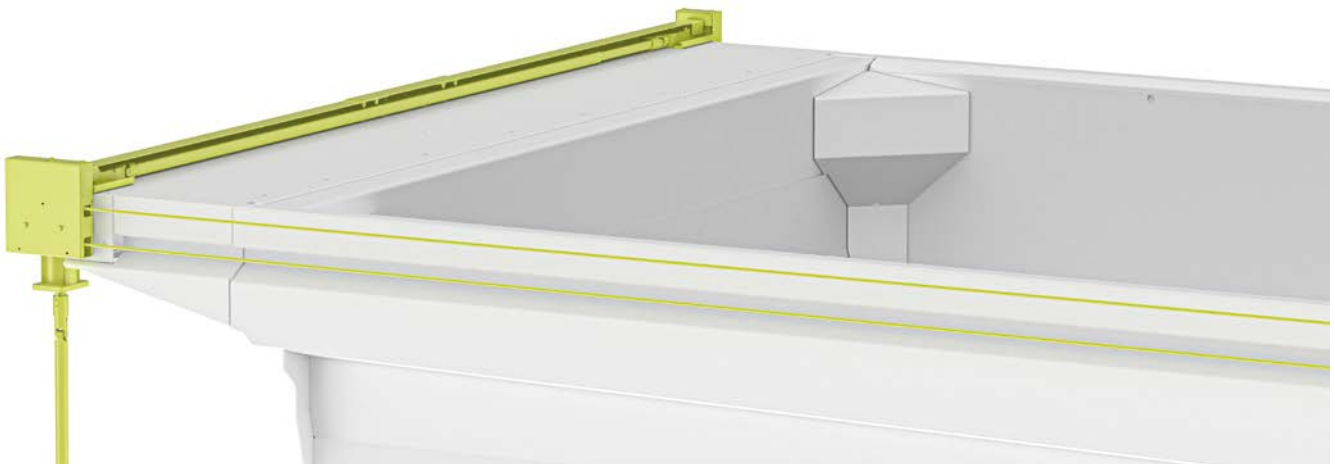
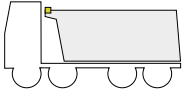


* Realisation to be checked

The sizes are indicated in mm

ELETTA - Installation options

STANDARD ON BODY WITH CAB GUARD



STANDARD ON BODY WITH RAISED CAB GUARD (CENTRE)

